

Preparation of tetrahydrofuran, γ -lactone, chromanol and pyrrolidine systems by sequential 5-*exo*-digonal radical cyclization, 1,5-hydrogen transfer from silicon, and 5-*endo*-trigonal cyclization

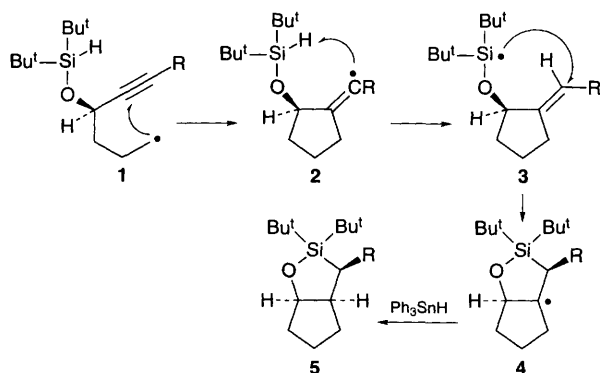
Derrick L. J. Clive* and Wen Yang

Chemistry Department, University of Alberta, Edmonton, Alberta, Canada T6G 2G2

Sequential 5-*exo*-digonal radical closure, intramolecular 1,5-hydrogen transfer from silicon to carbon, and 5-*endo*-trigonal closure of the resulting silicon-centred radicals are used to make five- and six-membered heterocycles containing oxygen or nitrogen.

Substituted cyclopentanes can be prepared by an unusual, but general, sequence of radical reactions based on successive 5-*exo*-digonal cyclization (**1** \rightarrow **2**), 1,5-hydrogen transfer from silicon (**2** \rightarrow **3**), 5-*endo*-trigonal closure (**3** \rightarrow **4**), and intermolecular hydrogen transfer from stannane (**4** \rightarrow **5**).¹ 5-*endo*-Trigonal closures are not often observed in synthetic radical chemistry,² but are permitted here because the presence of a second row element in the ring being formed avoids the kinetic barrier that would otherwise be predicted.³ This step (**3** \rightarrow **4**) can be suppressed, however, by suitable choice of radical precursor—iodide⁴ instead of selenide¹—but for many purposes the *endo* closure is an especially useful feature (Scheme 1). Here we report an extension of our methodology to the preparation of heterocycles containing oxygen or nitrogen (Table 1).

All of the starting materials used in this work are readily available. In the case of entries 1 and 2 (Table 1), the sequence of Scheme 2 was used to prepare **6a** and **7a** via the known⁵ dioxolanones **12a** and **12b**, respectively. Ordinary lactones have often been opened^{6a,b} by treatment with phenylselenide anion;⁶ and we found that the same reagent is very convenient here for opening dioxolanones (see **12a,b** \rightarrow **13a,b**, Scheme 2). Compound **8a** was made by the route⁷ summarized in Scheme 3, while the phenol derivative **9a** (Table 1) was made by *O*-(phenylseleno)methylation of salicylaldehyde (DBU, PhSeCH₂Cl, AgNO₃, THF; 80%), reaction of the aldehyde group with lithium phenylacetylide (PhC \equiv CLi; 83%), and silylation (Bu^t₂SiHCl, Et₃N, cat. DMAP, CH₂Cl₂, 95%). The nitrogen-containing example **10a** was available from **18**⁹ by a similar route to that shown in Scheme 1, *i.e.* successive reaction with PhSeNa (THF, reflux) and diazomethane (80% overall), partial reduction (DIBAL, Et₂O, 83%), treatment with lithium



Scheme 1

phenylacetylide (THF, -78°C , 79%), and silylation (Bu^t₂SiHCl, imidazole, THF, reflux, 93%).

Each of the experiments summarized in Table 1 was conducted by simultaneous slow addition (over *ca.* 5 h) of Ph₃SnH (1.5 mol per mol substrate, 0.006 mol dm⁻³ in PhH) and AIBN (azobisisobutyronitrile) (0.3 mol per mol substrate, 0.0015 mol dm⁻³ in PhH) to a refluxing benzene solution (0.005 mol dm⁻³) of the radical precursor **6a**–**10a**. After the addition, refluxing was continued for an arbitrary period of 0.5–12 h. Our stereochemical assignments were based on mechanistic considerations¹ and ¹H NMR decoupling and/or NOE measurements. Compound **9b** was also desilylated¹⁰ (TBAF, DMF, 75%) to the known *cis*-benzylchroman-4-ol.¹¹

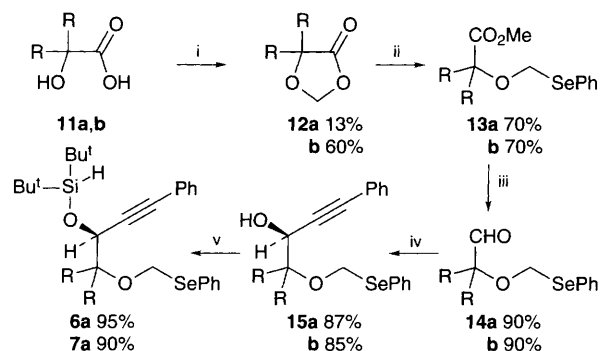
Table 1 Cyclization results

Entry	Alkyne	Heterocycle	Yield (%)
1			85
2			88
3			85
4			85
5			95

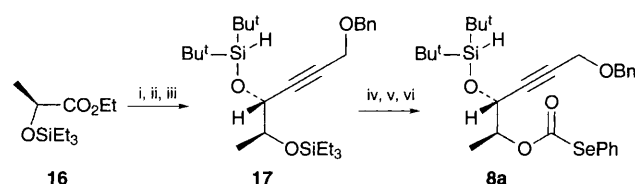
All compounds are racemic, except for **8a** and **8b**.

Our results show that substituted tetrahydrofuran, γ -lactone, pyrrolidine and chromanol systems are accessible by the present method. The carbon–silicon bond in the products is, of course, also amenable to further modification. Since the stereochemistry of the radical reaction is determined by the stereochemistry at the carbon bearing the silyloxy group, optically pure heterocycles are readily available from appropriate optically pure alcohols (Table 1, example 3).

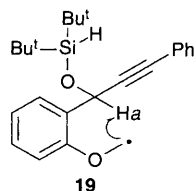
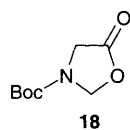
The results summarized in Table 1 have a number of noteworthy features. Alkoxyethyl radicals, which are intermediates in examples 1–4 (Table 1), are expected to cyclize slowly relative to the hexenyl radical;¹² nonetheless, the reactions proceed in good yield. The case of **9a** indicates that intramolecular transfer^{13,14} of H_a (see **19**) does not occur to any



Scheme 2 For compounds **11a–15a** and **6a**, R = H; for **11b–15b** and **7a**, R = Me. Reagents and conditions: i, (CH₂O)_n, cat. toluene-*p*-sulfonic acid, refluxing benzene, Dean–Stark apparatus, overnight, for **12a**; *s*-trioxane, cat. toluene-*p*-sulfonic acid, refluxing benzene, Dean–Stark apparatus, 10 h, for **12b**; ii, (a) PhSeSePh, NaH, HMPA, refluxing THF, 6 h; (b) refluxing MeOH, cat. conc. H₂SO₄, overnight; iii, DIBAL-H, CH₂Cl₂, –78 °C, 5 h; iv, PhC≡CH, BuLi, –78 °C to room temp; v, Bu₂SiHCl, Et₃N, cat. DMAP, CH₂Cl₂, room temp., ca. 10 h.



Scheme 3 Reagents and conditions: i, DIBAL-H, CH₂Cl₂, –78 °C, 4 h, 80%; ii, BnOCH₂C≡CH, BuLi, THF, –78 °C, 4 h, chromatographic separation of the isomers; iii, Bu₂SiHCl, Et₃N, cat. DMAP, CH₂Cl₂, 10 h; iv, 8 : 8 : 1 THF–AcOH–H₂O, overnight, 52% over three steps (cf. ref. 8); v, (COCl)₂ solution in toluene, THF, room temp., 4 h; (b) PhSeH, pyridine, 5 h, 80% over two steps



appreciable extent,¹⁴ if at all, even though the C–H_a bond should be weakened by the surrounding structural units. The facility of such hydrogen transfer would depend not only on the accessible geometries^{14a} of the system, and the strength of the C–H_a bond, but also on certain characteristics of the radical (here ArOCH₂[•]), such as resonance stabilization.¹² We have not established the relative importance of these factors, but note that efficient 6-*exo*-trigonal closures of alkoxyethyl radicals have also been observed,[†] and the absence of intramolecular transfer during these reactions or in the 6-*exo*-digonal closure reported here,^{14f} may be a general‡ and synthetically useful characteristic of alkoxyethyl radicals.

All new compounds were fully characterized by spectroscopic methods, including accurate mass measurements.

Acknowledgment is made to the Natural Sciences and Engineering Research Council of Canada, and to the Merck Frost Therapeutic Research Centre for financial support.

Footnotes

† These systems lack the additional activating features of H_a in **9a**.

‡ Hydrogen transfer is also insignificant or absent in the cyclization of acyl (see ref. 16) or 1,1-difluoroalkyl (see ref. 17) radicals.

References

- D. L. J. Clive and M. Cantin, *J. Chem. Soc., Chem. Commun.*, 1995, 319.
- (a) G. D. Mendenhall, J. D. Protasiewicz, C. E. Brown, K. U. Ingold and J. Luszyk, *J. Am. Chem. Soc.*, 1994, **116**, 1718; (b) See ref. 1 and references cited therein.
- J. E. Baldwin, *J. Chem. Soc., Chem. Commun.*, 1976, 734; A. L. J. Beckwith, C. J. Easton and A. K. Serelis, *J. Chem. Soc.*, 1980, 482.
- A. Martinez-Grau and D. P. Curran, *J. Org. Chem.*, 1995, **60**, 8332.
- M. Farines and J. Soulier, *Bull. Soc. Chim. Fr.*, 1970, 332.
- (a) P. Dowd and P. Kennedy, *Synth. Commun.*, 1981, **11**, 935; (b) R. M. Scarborough Jr. and A. B. Smith III, *Tetrahedron Lett.*, 1977, 4361; (c) D. Liotta and H. Santiestaban, *Tetrahedron Lett.*, 1977, 4369; (d) S. V. Ley, I. A. O'Neil and C. M. R. Low, *Tetrahedron*, 1986, **42**, 5363.
- Cf. M. Hiram, I. Nishizaki, T. Shigemoto and S. Itô, *J. Chem. Soc., Chem. Commun.*, 1986, 393.
- T. W. Hart, D. A. Metcalfe and F. Scheinmann, *J. Chem. Soc., Chem. Commun.*, 1979, 156.
- M. W. Walter, R. M. Adlington, J. E. Baldwin, J. Chuhan and C. J. Schofield, *Tetrahedron Lett.* 1995, **36**, 7761.
- M. Koreeda and J. Wu, *Synlett*, 1995, 850 and references cited therein.
- M. Gomis, B. S. Kirkiacharian, J. Likforman and J. Mahuteau, *Bull. Chem. Soc. Fr.*, 1988, 585.
- A. L. J. Beckwith and S. A. Glover, *Aust. J. Chem.*, 1987, **40**, 157.
- A. L. J. Beckwith and G. Moad, *J. Chem. Soc., Chem. Commun.*, 1974, 472.
- Cf. (a) G. Stork, R. Mook Jr., S. A. Biller and S. D. Rychnovsky, *J. Am. Chem. Soc.*, 1983, **105**, 3741. (b) W. R. Leonard and T. Livinghouse, *Tetrahedron Lett.*, 1985, **26**, 6431; (c) L. D. M. Lolkema, H. Hiemstra, A. Ayachi Al Ghouch and W. N. Speckamp, *Tetrahedron Lett.*, 1991, **32**, 1491; (d) A. J. Clark, K. Jones, C. McCarthy and J. M. D. Storey, *Tetrahedron Lett.*, 1991, **32**, 2829; (e) T. Honda, M. Satoh and Y. Kobayashi, *J. Chem. Soc., Perkin Trans 1*, 1992, 1557; (f) See also refs. 1 and 4.
- (a) V. H. Rawal, S. P. Singh, C. Dufour and C. Michoud, *J. Org. Chem.*, 1991, **56**, 5245; (b) Cf. S. D. Burke and J. Rancourt, *J. Am. Chem. Soc.*, 1991, **113**, 2335; (c) Cf. M. D. Bachi, F. Frolow and C. Hoornaert, *J. Org. Chem.*, 1983, **48**, 1841.
- C. Chen, D. Crich and A. Papadatos, *J. Am. Chem. Soc.*, 1992, **114**, 8313; M. D. Bachi and D. Denenmark, *Heterocycles*, 1989, **28**, 583.
- A. Amone, P. Bravo, M. Frigerio, F. Viani, G. Cavicchio and M. Crucianelli, *J. Org. Chem.*, 1994, **59**, 3459.

Received, 25th March 1996; Com. 6/02036D